


# Steps to Advanced Placement Government and Politics Flashcards: A Comprehensive Guide to Success

Welcome to the ultimate guide to creating effective Advanced Placement (AP) Government and Politics flashcards. Whether you're a high school student preparing for your AP exam or a teacher seeking ways to enhance student learning, this article will provide you with a step-by-step process for creating flashcards that will help you master the complexities of American government and politics.

## Step 1: Gather High-Quality Study Materials

The foundation of your flashcards lies in the quality of your study materials. Begin by gathering textbooks, class notes, and online resources that cover the full scope of AP Government and Politics. Focus on reputable sources, such as textbooks endorsed by the College Board or articles published by renowned political science journals.



## 5 Steps to a 5 AP U.S. Government and Politics Flashcards (5 Steps to a 5 on the Advanced Placement Examinations Series) by Pamela K. Lamb

★★★★☆ 4.1 out of 5

Language : English  
File size : 827 KB  
Text-to-Speech : Enabled  
Screen Reader : Supported  
Enhanced typesetting : Enabled  
Print length : 1223 pages



## **Step 2: Identify Key Concepts and Terms**

Review your study materials and identify the essential concepts and terms that form the core of AP Government and Politics. These include foundational principles such as federalism, separation of powers, and checks and balances. Make a list of these key concepts and terms to guide your flashcard creation.

## **Step 3: Create Clear and Concise Definitions**

For each key concept or term, write a clear and concise definition that captures its essence. Avoid using overly technical language or jargon. Aim for definitions that are easy to understand and recall, even under exam pressure.

Use bullet points or short sentences to break down complex concepts into manageable chunks. For example, instead of defining "federalism" as "a system of government in which power is shared between a central authority and constituent political units," you could simplify it to:

- Power is divided between the national government and state governments
- Both levels of government have their own powers and responsibilities

## **Step 4: Add Context and Examples**

To enhance your flashcards' effectiveness, add context and examples that illustrate how key concepts and terms manifest in real-world scenarios.

Draw upon current events, historical examples, and the content of your study materials to provide a deeper understanding.

For instance, when defining "checks and balances," provide an example such as the power of the Supreme Court to declare laws unconstitutional, which serves as a check on the power of the legislative and executive branches.

### **Step 5: Utilize Images and Diagrams**

Visual aids can significantly enhance your flashcards' memorability. Incorporate images, diagrams, or charts that illustrate key concepts and relationships. A diagram of the three branches of government, for example, can help you visualize the separation of powers and checks and balances.

### **Step 6: Practice Regularly**

Flashcards are only effective if you use them regularly. Set aside dedicated time to review your flashcards, spaced out over several weeks or months. Active recall, where you attempt to remember the definition or example without looking at the card, is a proven technique for enhancing retention.

### **Step 7: Share and Discuss**

Collaborating with classmates or a study group can further enhance your learning. Share your flashcards and engage in discussions about the key concepts and terms. Teaching others can reinforce your own understanding and expose you to different perspectives.

Creating effective AP Government and Politics flashcards is a multi-step process that requires careful planning and consistent effort. By following these steps, you can develop flashcards that will help you master the


complexities of the subject and ultimately succeed on the AP exam. Remember, the key to success lies in using your flashcards regularly and actively engaging with the material.

### Additional Tips for Success

- **Use both sides of the flashcard:** Write the concept or term on one side and the definition or example on the other.
- **Color-code your flashcards:** Assign different colors to different categories or topics to improve organization.
- **Use high-quality paper or cardstock:** Durable flashcards will last longer and withstand repeated use.
- **Carry flashcards with you:** Review flashcards during spare moments, such as while waiting for a bus or in line.
- **Make flashcards a social activity:** Quiz each other or play games with flashcards to make learning more enjoyable.

### Long Descriptive Keywords for Alt Attribute

\* AP Government and Politics Flashcards \* Advanced Placement Government and Politics Study Tools \* Flashcard Creation for American Government and Politics \* Mastering Key Concepts and Terms for AP Politics \* Visual Aids for AP Government Flashcards




### 5 Steps to a 5 AP U.S. Government and Politics Flashcards (5 Steps to a 5 on the Advanced Placement Examinations Series) by Pamela K. Lamb

★★★★★ 4.1 out of 5

Language : English


File size : 827 KB

Text-to-Speech : Enabled  
Screen Reader : Supported  
Enhanced typesetting : Enabled  
Print length : 1223 pages



## Holistic Approach to Unleashing Your Best Inner Athlete

As an athlete, you know that success is not just about physical strength and endurance. It's also about mental and emotional well-being. In...



## Easy Recipes And Meal Plans For Healthy Pregnancy

Congratulations on your pregnancy! This is an exciting time, but it can also be a time of change and adjustment. One of the most important things you...